

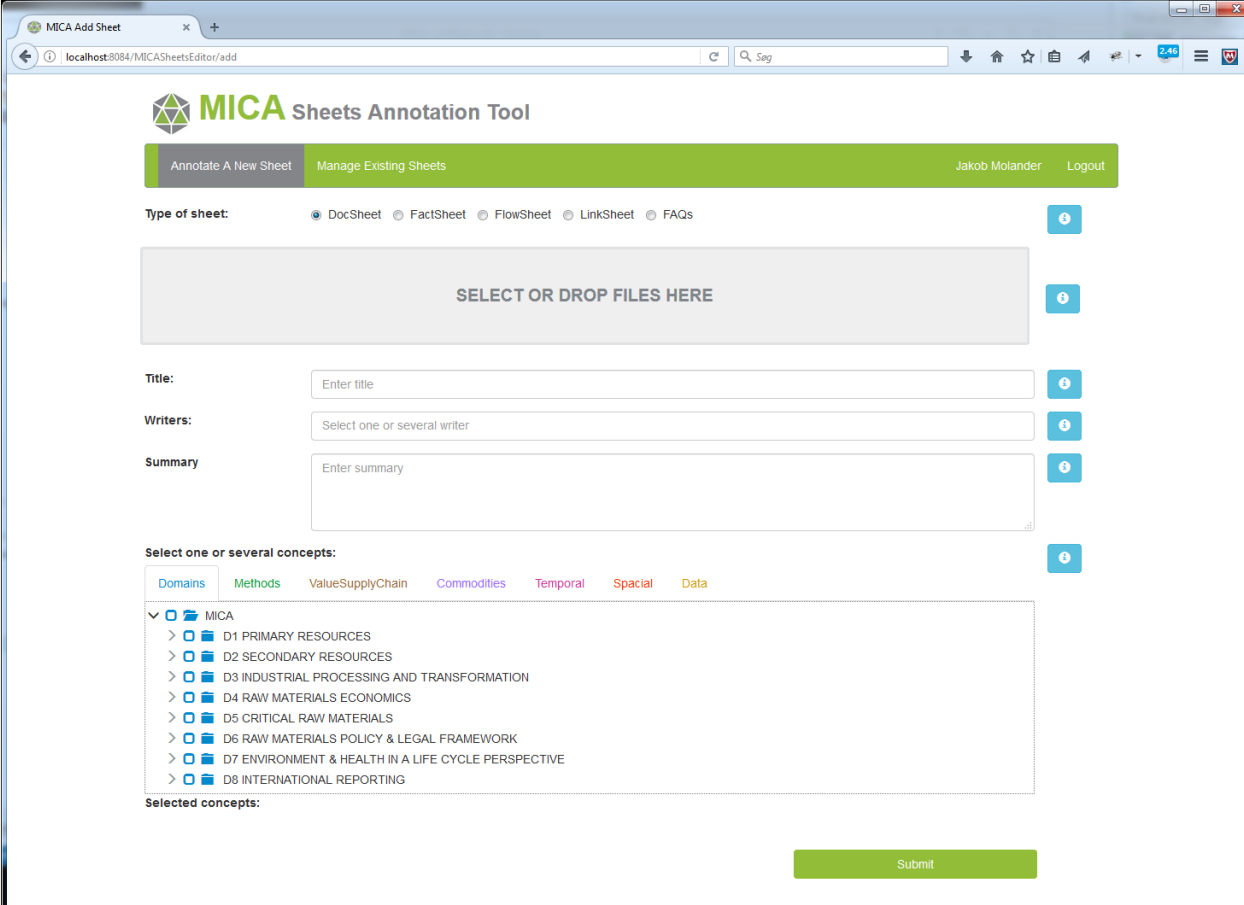
MICA status

Status for services hosted at GEUS

Jakob Molander, Matti Nellemann Pedersen & Frands Schjøth

Geological Survey of Denmark and Greenland
Danish Ministry of Energy, Utilities and Climate

Add DocSheet



The screenshot shows a web browser window with the URL `localhost:8084/MICASheetsEditor/add`. The page title is "MICA Add Sheet". The main heading is "MICA Sheets Annotation Tool".

Navigation tabs: "Annotate A New Sheet" (active) and "Manage Existing Sheets".

User: Jakob Molander | Logout

Type of sheet: DocSheet FactSheet FlowSheet LinkSheet FAQs

SELECT OR DROP FILES HERE

Title:

Writers:

Summary:

Select one or several concepts:

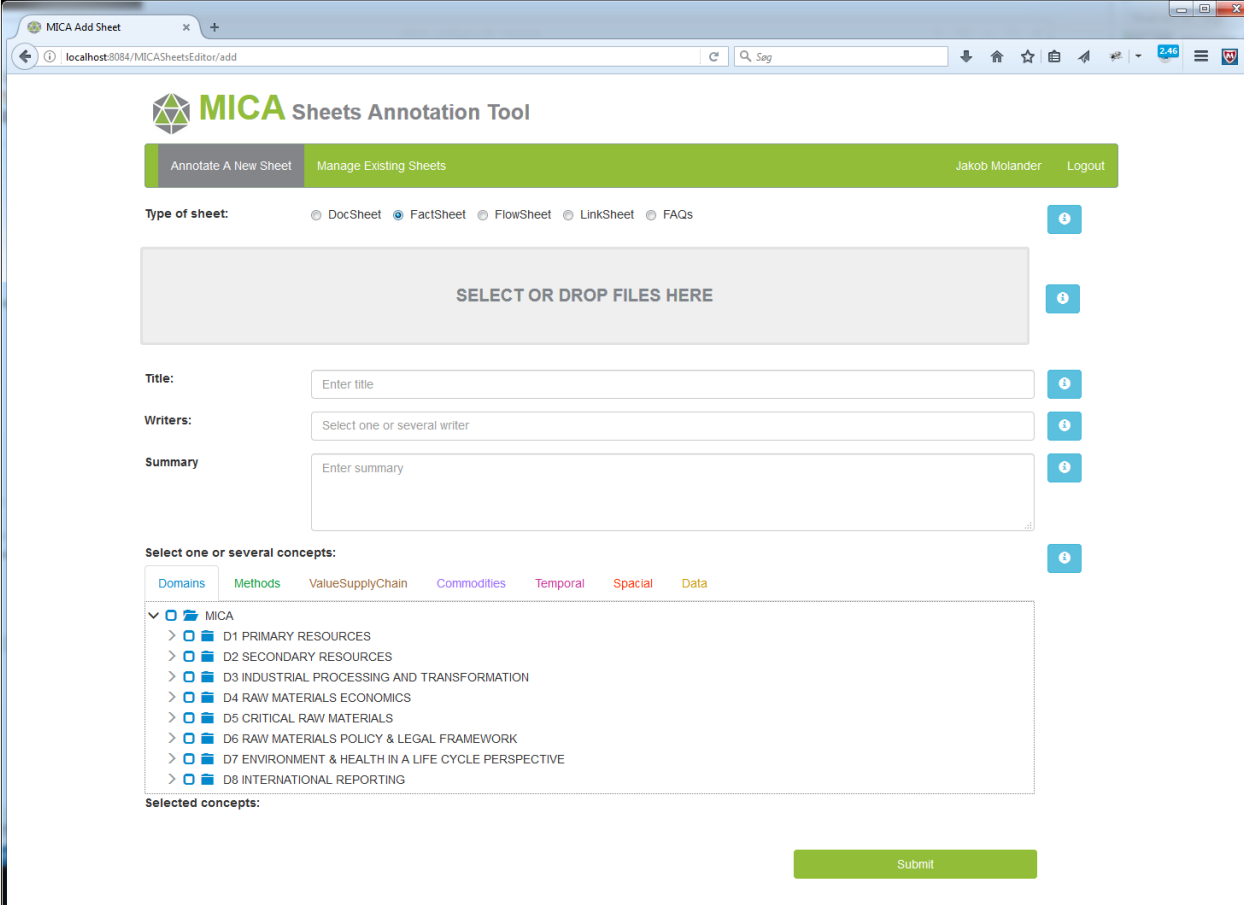
Domains | Methods | ValueSupplyChain | Commodities | Temporal | Spatial | Data

- [-] MICA
 - [+] D1 PRIMARY RESOURCES
 - [+] D2 SECONDARY RESOURCES
 - [+] D3 INDUSTRIAL PROCESSING AND TRANSFORMATION
 - [+] D4 RAW MATERIALS ECONOMICS
 - [+] D5 CRITICAL RAW MATERIALS
 - [+] D6 RAW MATERIALS POLICY & LEGAL FRAMEWORK
 - [+] D7 ENVIRONMENT & HEALTH IN A LIFE CYCLE PERSPECTIVE
 - [+] D8 INTERNATIONAL REPORTING

Selected concepts:

Submit

Add FactSheet



The screenshot shows a web browser window with the URL `localhost:8084/MICASheetsEditor/add`. The page title is "MICA Add Sheet". The main heading is "MICA Sheets Annotation Tool".

Navigation tabs: "Annotate A New Sheet" (active) and "Manage Existing Sheets".

User: Jakob Molander | Logout

Type of sheet: DocSheet FactSheet FlowSheet LinkSheet FAQs

File upload area: "SELECT OR DROP FILES HERE"

Title:

Writers:

Summary:

Select one or several concepts:

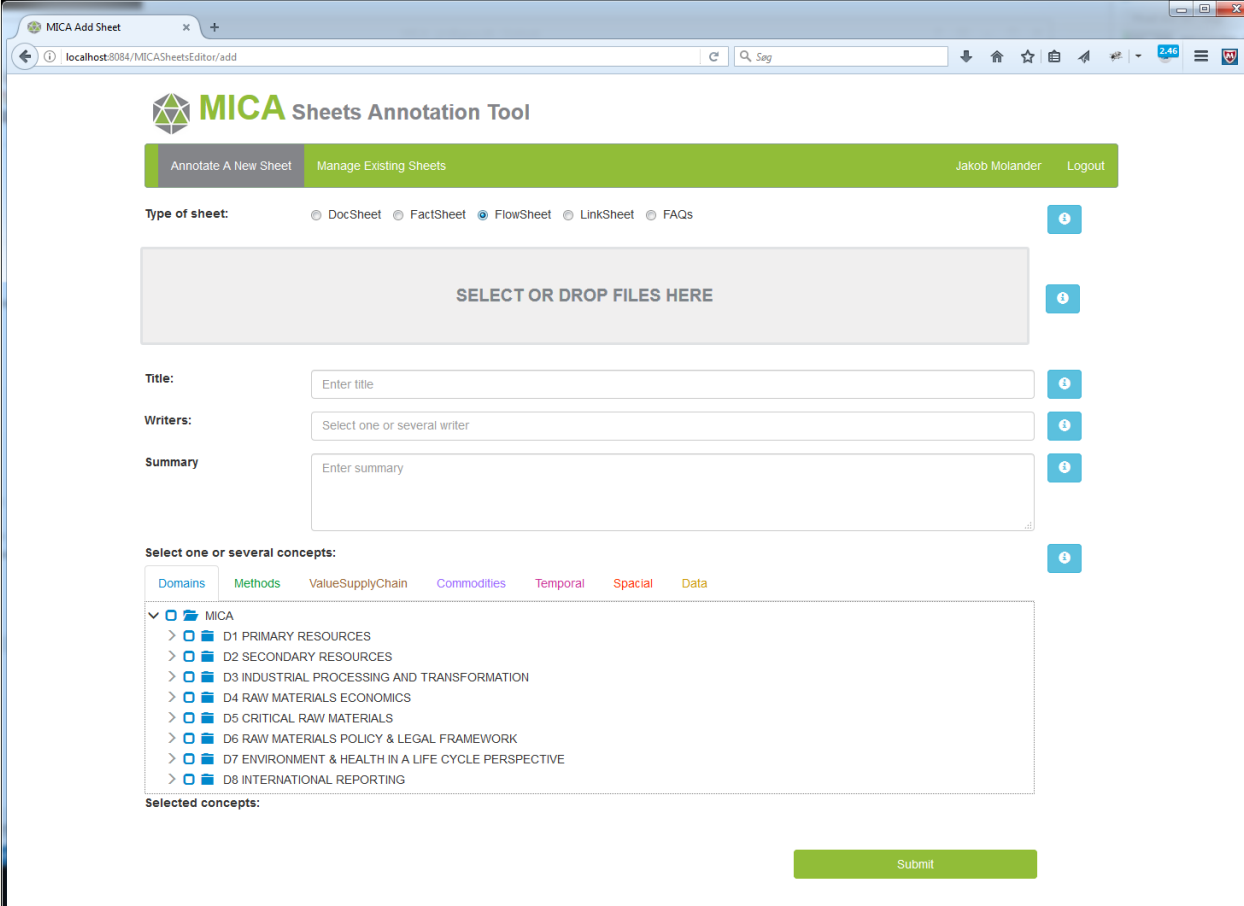
- Domains
- Methods
- ValueSupplyChain
- Commodities
- Temporal
- Spacial
- Data

Selected concepts:

- ✓ MICA
 - > D1 PRIMARY RESOURCES
 - > D2 SECONDARY RESOURCES
 - > D3 INDUSTRIAL PROCESSING AND TRANSFORMATION
 - > D4 RAW MATERIALS ECONOMICS
 - > D5 CRITICAL RAW MATERIALS
 - > D6 RAW MATERIALS POLICY & LEGAL FRAMEWORK
 - > D7 ENVIRONMENT & HEALTH IN A LIFE CYCLE PERSPECTIVE
 - > D8 INTERNATIONAL REPORTING

Submit

Add FlowSheet



The screenshot shows a web browser window with the URL `localhost:8084/MICASheetsEditor/add`. The page title is "MICA Add Sheet". The main heading is "MICA Sheets Annotation Tool".

Navigation tabs: "Annotate A New Sheet" (active), "Manage Existing Sheets".

User: Jakob Molander | Logout

Type of sheet: DocSheet FactSheet FlowSheet LinkSheet FAQs

SELECT OR DROP FILES HERE

Title:

Writers:

Summary:

Select one or several concepts:

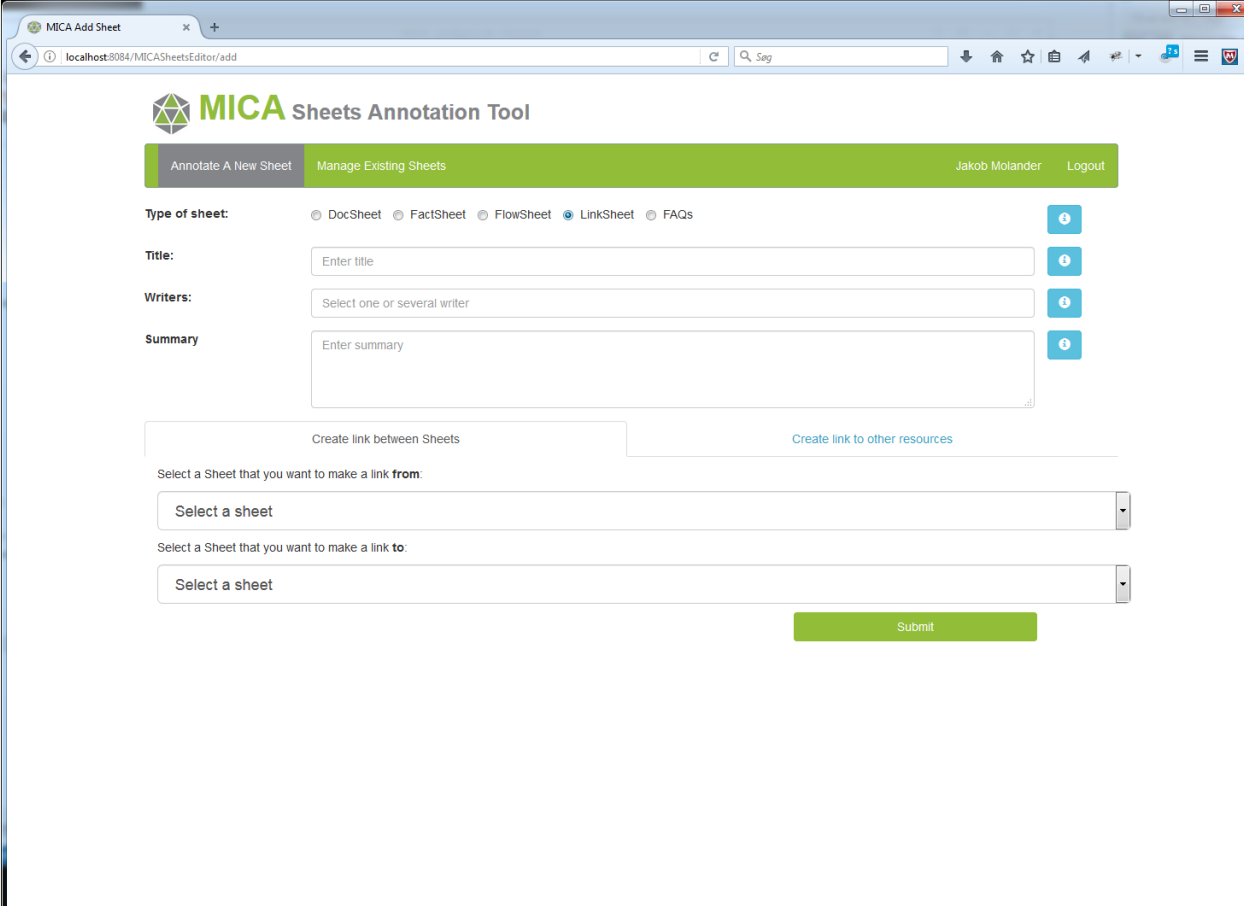
Domains Methods ValueSupplyChain Commodities Temporal Spacial Data

- ✓ MICA
 - > D1 PRIMARY RESOURCES
 - > D2 SECONDARY RESOURCES
 - > D3 INDUSTRIAL PROCESSING AND TRANSFORMATION
 - > D4 RAW MATERIALS ECONOMICS
 - > D5 CRITICAL RAW MATERIALS
 - > D6 RAW MATERIALS POLICY & LEGAL FRAMEWORK
 - > D7 ENVIRONMENT & HEALTH IN A LIFE CYCLE PERSPECTIVE
 - > D8 INTERNATIONAL REPORTING

Selected concepts:

Submit

Add Link between Sheets



The screenshot shows a web browser window titled "MICA Add Sheet" with the URL "localhost:8084/MICASheetsEditor/add". The page displays the "MICA Sheets Annotation Tool" interface. At the top, there are two tabs: "Annotate A New Sheet" (active) and "Manage Existing Sheets". The user "Jakob Molander" is logged in, with a "Logout" link. Below the tabs, the "Type of sheet:" section has radio buttons for "DocSheet", "FactSheet", "FlowSheet", "LinkSheet" (selected), and "FAQs". There are three blue circular icons to the right of this section. The "Title:" field contains "Enter title". The "Writers:" field contains "Select one or several writer". The "Summary" field contains "Enter summary". Below these fields, there are two buttons: "Create link between Sheets" (active) and "Create link to other resources". The "Create link between Sheets" button leads to a form with two dropdown menus: "Select a sheet" for "Select a Sheet that you want to make a link from:" and "Select a sheet" for "Select a Sheet that you want to make a link to:". A green "Submit" button is at the bottom.

MICA Sheets Annotation Tool

Annotate A New Sheet Manage Existing Sheets Jakob Molander Logout

Type of sheet: DocSheet FactSheet FlowSheet LinkSheet FAQs

Title: Enter title

Writers: Select one or several writer

Summary: Enter summary

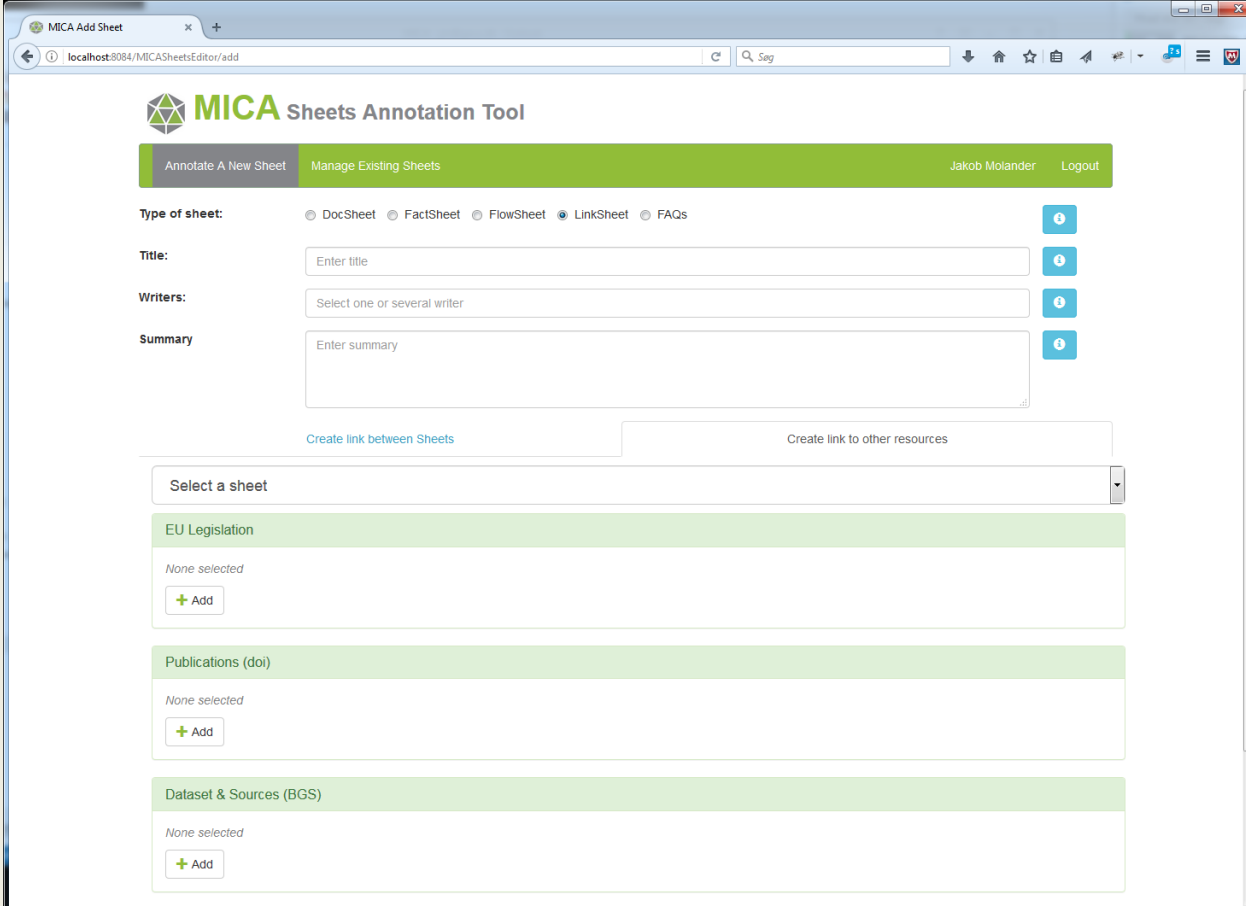
Create link between Sheets Create link to other resources

Select a Sheet that you want to make a link from:
Select a sheet

Select a Sheet that you want to make a link to:
Select a sheet

Submit

Add LinkSheet



The screenshot shows a web browser window titled "MICA Add Sheet" with the URL "localhost:8084/MICASheetsEditor/add". The page header includes the "MICA Sheets Annotation Tool" logo and navigation tabs for "Annotate A New Sheet" and "Manage Existing Sheets". The user "Jakob Molander" is logged in. The "Type of sheet:" section has radio buttons for "DocSheet", "FactSheet", "FlowSheet", "LinkSheet" (selected), and "FAQs". Below this are input fields for "Title:", "Writers:", and "Summary:", each with a help icon. A section for linking resources includes a "Create link between Sheets" tab and a "Create link to other resources" section with a dropdown menu "Select a sheet". Three categories are listed: "EU Legislation", "Publications (doi)", and "Dataset & Sources (BGS)", each with a "None selected" status and a "+ Add" button.

MICA Add Sheet

localhost:8084/MICASheetsEditor/add

MICA Sheets Annotation Tool

Annotate A New Sheet Manage Existing Sheets Jakob Molander Logout

Type of sheet: DocSheet FactSheet FlowSheet LinkSheet FAQs ⓘ

Title: Enter title ⓘ

Writers: Select one or several writer ⓘ

Summary: Enter summary ⓘ

Create link between Sheets Create link to other resources

Select a sheet

EU Legislation

None selected

+ Add

Publications (doi)

None selected

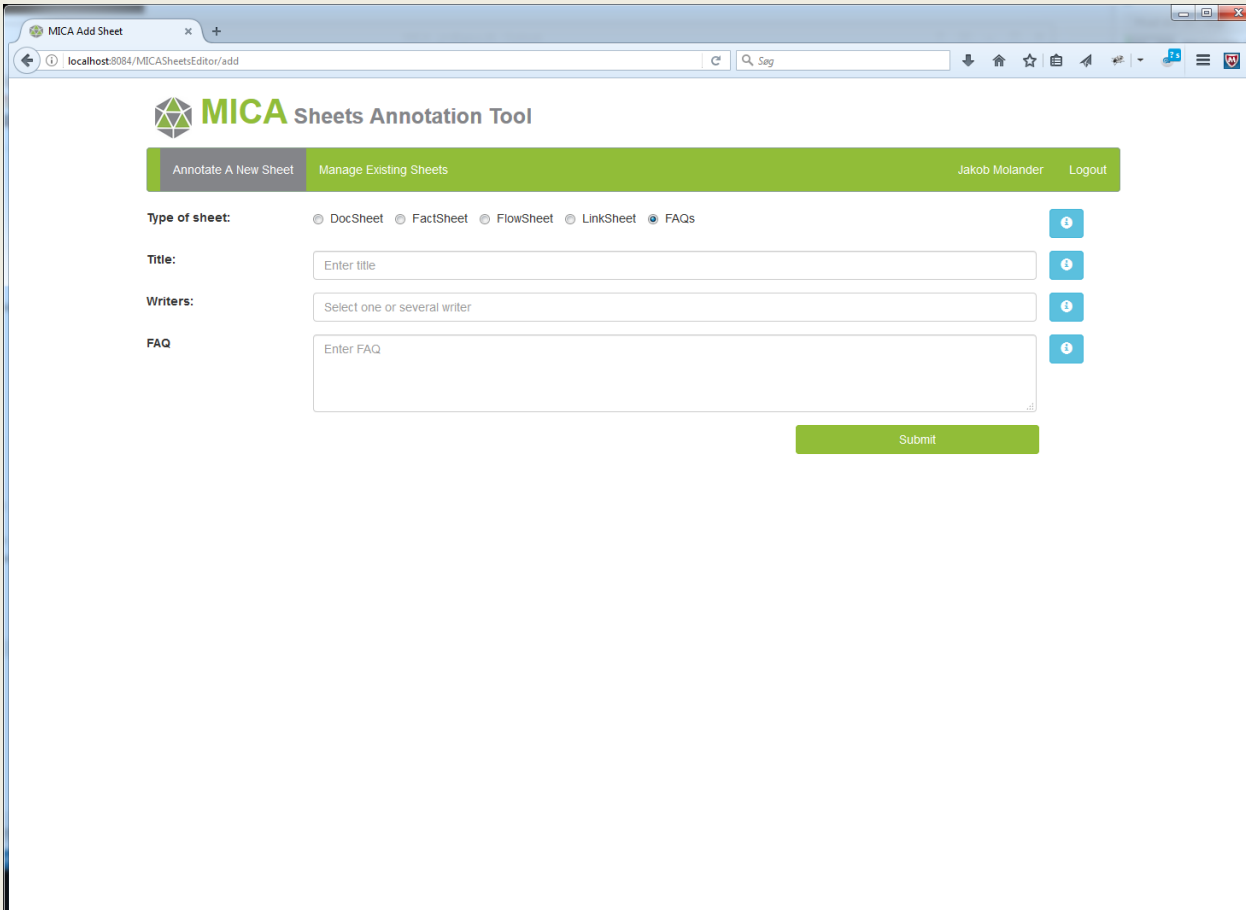
+ Add

Dataset & Sources (BGS)

None selected

+ Add

Add FAQ



The screenshot shows a web browser window titled "MICA Add Sheet" with the URL "localhost:8084/MICASheetsEditor/add". The page header includes the "MICA Sheets Annotation Tool" logo and navigation tabs for "Annotate A New Sheet" and "Manage Existing Sheets". The user is logged in as "Jakob Molander".

Type of sheet: DocSheet FactSheet FlowSheet LinkSheet FAQs

Title:

Writers:

FAQ:

Edit Sheets



The screenshot displays the MICA Sheets Annotation Tool interface. The browser address bar shows the URL: localhost:8084/MICASheetsEditor/listOfSheets. The page title is "MICA Sheets Annotation Tool".

Navigation options include "Annotate A New Sheet" and "Manage Existing Sheets". The user is identified as "Jakob Molander" with a "Logout" link.

A search box is present with filters for "Title", "Writer", and "Concept". Below the search box, there are radio buttons for "Sheets's type" (All, DocSheet, FactSheet, FlowSheet, LinkSheet, FAQs) and "Sheets status" (All, Validated, No-Validated).

The search results show "Number of Sheets Found: 47". A pagination control shows "Previous", "1", "5", and "Next".

The list of sheets includes the following categories and actions:

- 2D - PREDICTIVE MAPPING +**: Already Validated ✓, Delete ✕, Download ↓, Re-Annotate ↻
- AGENT-BASED MODELLING (ABM) METHOD +**: Validate ✓, Delete ✕, Download ↓, Re-Annotate ↻
- BACK-CASTING +**: Validate ✓, Delete ✕, Download ↓, Re-Annotate ↻
- CAUSAL LAYERED ANALYSIS +**: Validate ✓, Delete ✕, Download ↓, Re-Annotate ↻
- CAUSAL LAYERED ANALYSIS +**: Validate ✓, Delete ✕, Download ↓, Re-Annotate ↻